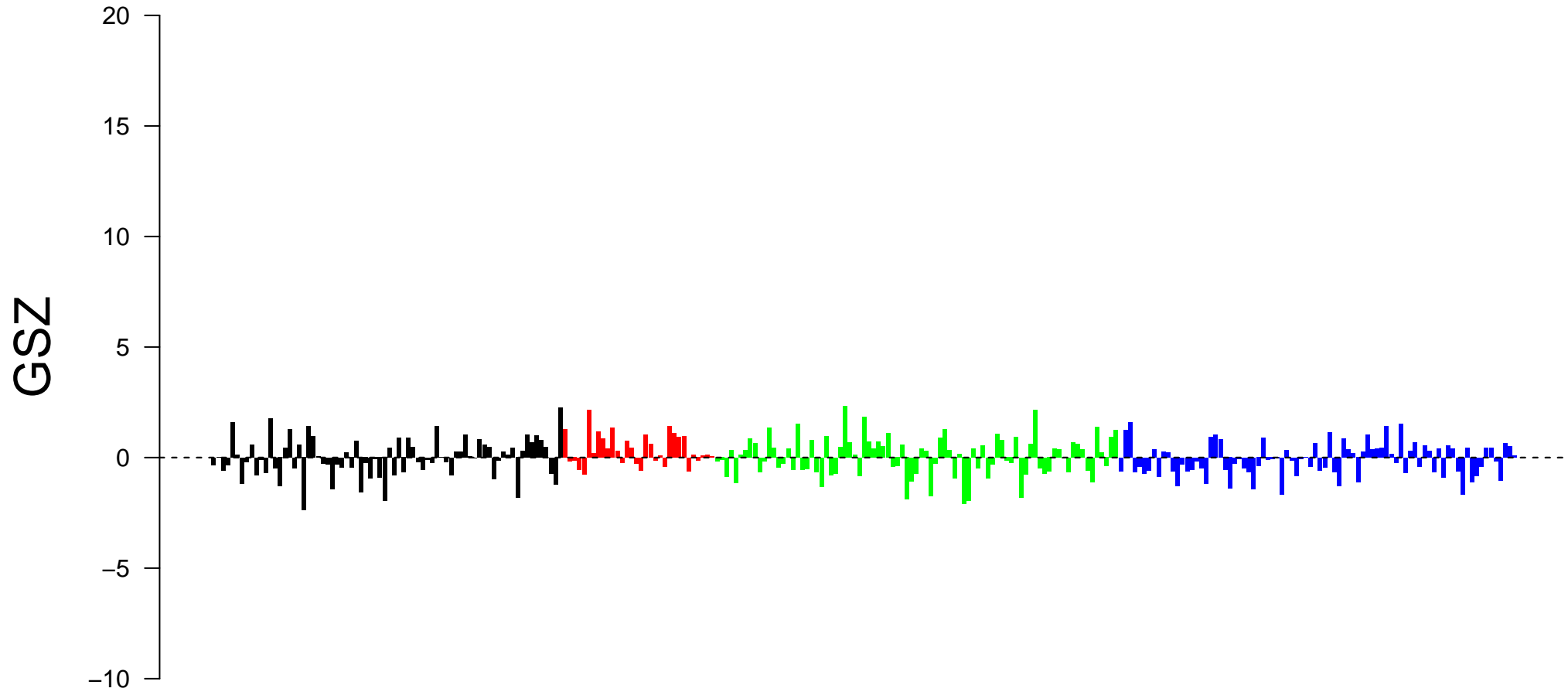
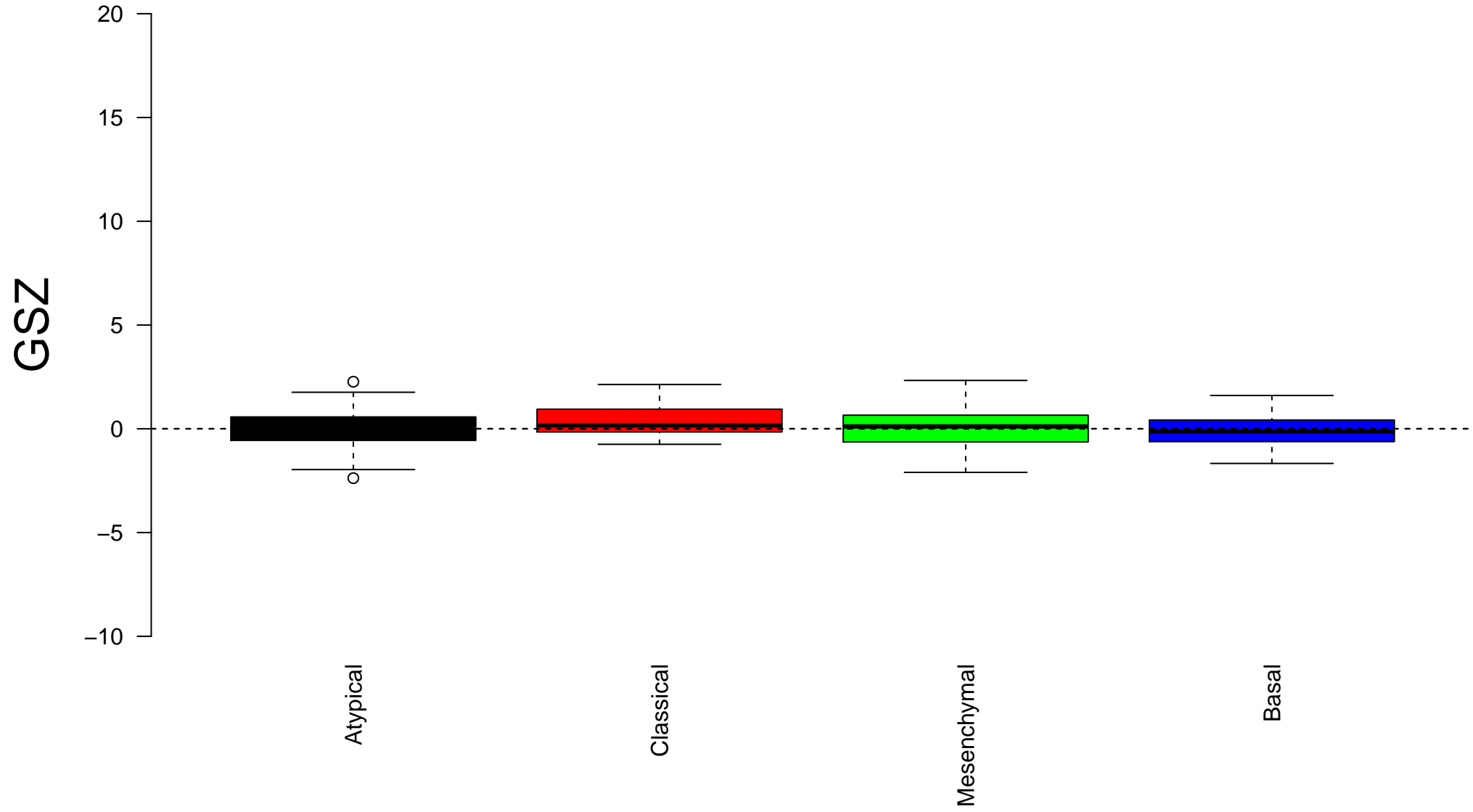


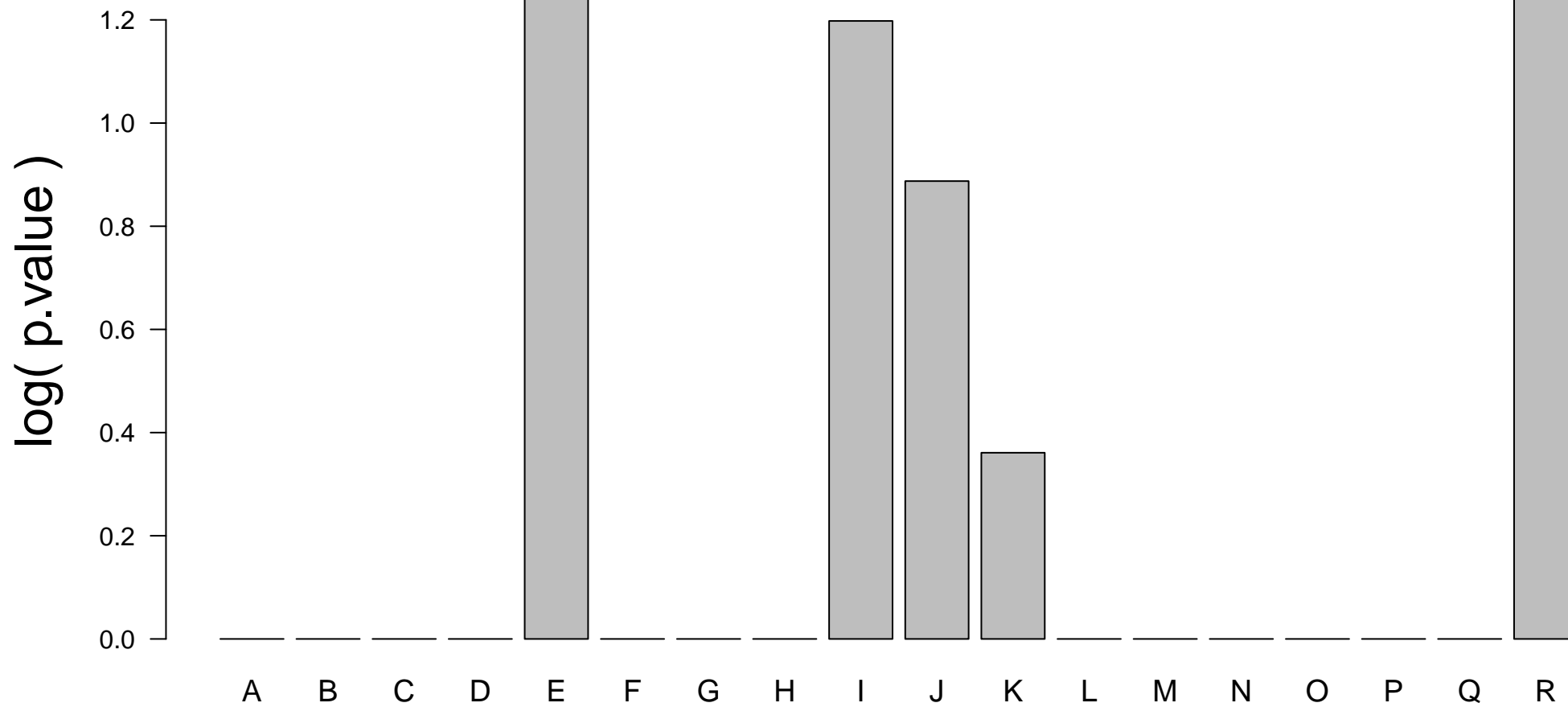
phospholipase binding



phospholipase binding



Enrichment in spots: phospholipase binding



Expression of phospholipase binding in Spot A

Δe

1.0

0.5

0.0

-0.5



Expression of phospholipase binding in Spot B

Δe

1.0

0.5

0.0

-0.5



Expression of phospholipase binding in Spot C

Δe

1.0

0.5

0.0

-0.5



Expression of phospholipase binding in Spot D

Δe

1.0

0.5

0.0

-0.5



Expression of phospholipase binding in Spot E


Δe

1.0

0.5

0.0

-0.5



Expression of phospholipase binding in Spot F


Δe

1.0

0.5

0.0

-0.5



Expression of phospholipase binding in Spot G

Δe

1.0

0.5

0.0

-0.5



Expression of phospholipase binding in Spot H

Δe

1.0

0.5

0.0

-0.5



Expression of phospholipase binding in Spot I

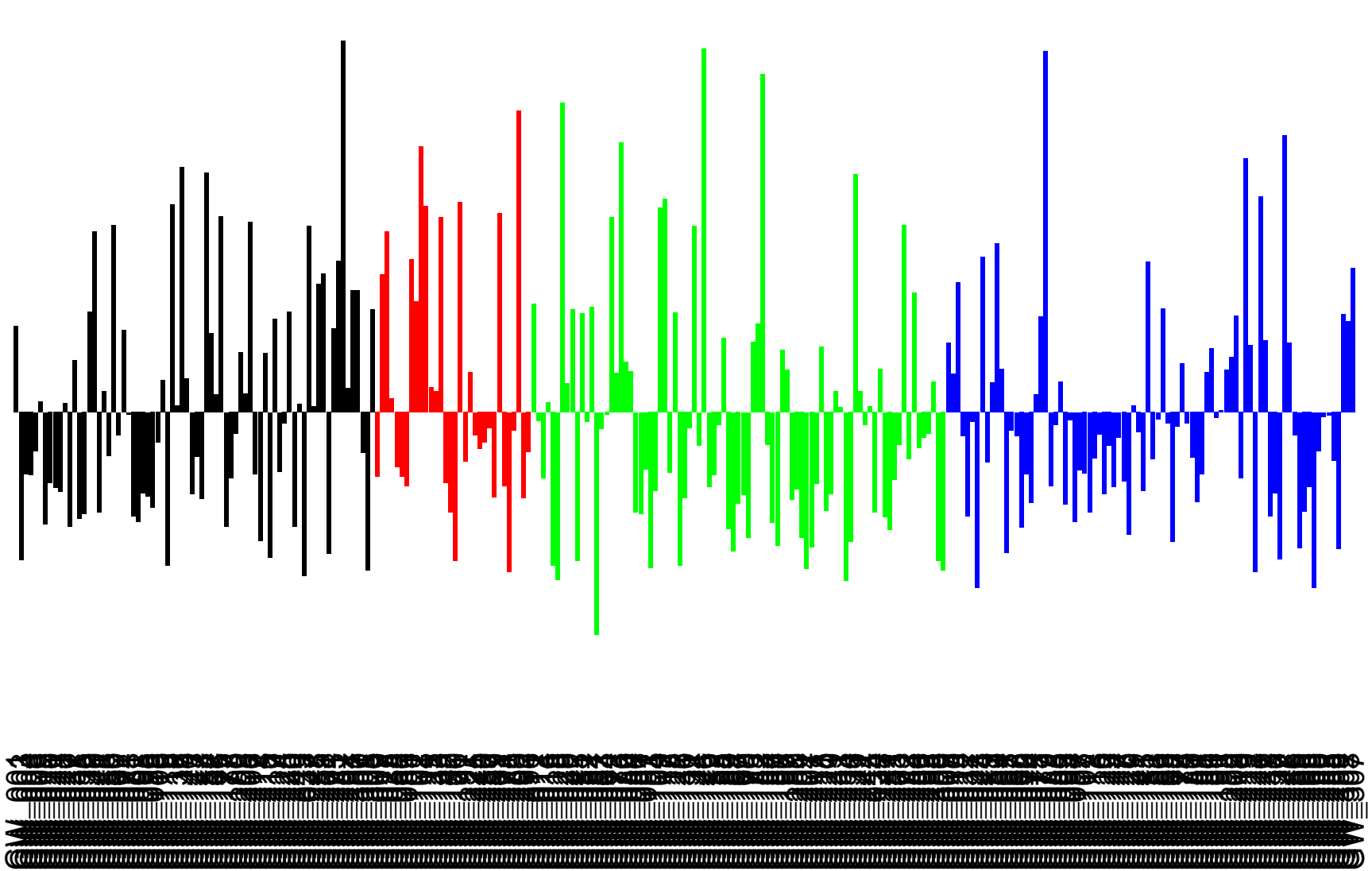
Δe

1.0

0.5

0.0

-0.5



Expression of phospholipase binding in Spot J

Δe

1.0

0.5

0.0

-0.5



Expression of phospholipase binding in Spot K

Δe

1.0
0.5
0.0
-0.5



Expression of phospholipase binding in Spot L

Δe

1.0

0.5

0.0

-0.5



Expression of phospholipase binding in Spot M

Δe

1.0

0.5

0.0

-0.5



Expression of phospholipase binding in Spot N

Δe

1.0

0.5

0.0

-0.5



Expression of phospholipase binding in Spot O

Δe

1.0

0.5

0.0

-0.5



Expression of phospholipase binding in Spot P

Δe

1.0

0.5

0.0

-0.5



Expression of phospholipase binding in Spot Q

Δe

1.0

0.5

0.0

-0.5



Expression of phospholipase binding in Spot R

Δe

1.0

0.5

0.0

-0.5

